


South Dakota Official Election Returns and Registration Figures

Primary Election

June 4, 2024

General Election

November 5, 2024




Monae L. Johnson

South Dakota Secretary of State

500 East Capitol Avenue, Suite 204 | Pierre, SD 57501

www.sdsos.gov | (605) 773-3537



Greetings,

Pursuant to SDCL § 12-20-48, the Office of the Secretary of State is required to compile and produce an official record of election results from the preceding year's elections. This booklet serves as the official record for the results of both the Primary Election and General Election held in 2024, providing detailed statistical information on the outcomes of these important democratic processes.

In 2024, South Dakota conducted its first-ever post-election audits for both the Primary Election and General Election. These audits, which were performed by county auditors, were a resounding success, demonstrating the accuracy and integrity of our election equipment. The results confirmed that South Dakota's election systems functioned as intended, ensuring every valid vote was counted correctly. This milestone reflects our commitment to transparency and maintaining public confidence in our elections.

It has been an honor to serve as South Dakota's Secretary of State and to lead efforts to strengthen our election processes. My office remains dedicated to moving elections forward, ensuring that all eligible voters have the ability to vote, accurate information to guide their participation, and confidence in the fairness and security of the electoral process. Thank you for being part of this important work to uphold our democracy.

Sincerely,

Monae L. Johnson
Secretary of State



TABLE OF CONTENTS

PRIMARY ELECTION—JUNE 4, 2024

Voter Registration by County as of June 4, 2024.....	4
Number of Election Precincts per County.....	6
Voter Turnout by County.....	7
Presidential Delegates and Alternates.....	8
State Legislative Primaries.....	10
Legislative Recounts.....	18

GENERAL ELECTION—NOVEMBER 5, 2024

Voter Registration by County as of November 5, 2024.....	20
Number of Election Precincts per County.....	22
Voter Turnout by County.....	23
United States Presidential Electors	24
United States House of Representatives.....	26
Public Utilities Commissioner.....	28
State Legislative Elections.....	30
East Dakota Water Development District Director	43
Legislative Recounts.....	44
Supreme Court Justice Retention—Non-Political.....	45
Constitutional Amendment E	46
Constitutional Amendment F	48
Constitutional Amendment G	50
Constitutional Amendment H	52
Initiated Measure 28.....	54
Initiated Measure 29.....	56
Referred Law 21.....	58
Registered Voter Age Breakdown.....	60
2023 Legislative Districts Map.....	61

Voter Registration by County as of June 4, 2024

County	DEM	REP	OTH	NPA	IND	LIB	No Labels	Inactive	Total Active
Aurora	530	958	2	94	223	2		111	1,809
Beadle	2,557	4,933	39	1,087	1,388	27	1	710	10,032
Bennett	730	729	2	197	221	6		122	1,885
Bon Homme	902	2,299		210	477	10		300	3,898
Brookings	4,970	9,502	21	2,567	3,535	101		1,632	20,696
Brown	7,293	12,434	11	1,771	3,548	94	1	1,156	25,152
Brule	909	1,686	4	197	452	14		178	3,262
Buffalo	530	151	3	80	67	2		123	833
Butte	778	4,455	18	602	891	56		1,361	6,800
Campbell	103	907		36	74	1		78	1,121
Charles Mix	1,741	2,650		336	563	9		471	5,299
Clark	554	1,585		152	262	3		146	2,556
Clay	2,819	2,876	10	1,037	1,348	38	1	1,254	8,129
Codington	3,871	9,960	27	1,635	2,546	62		1,689	18,101
Corson	971	729	2	254	274	6		234	2,236
Custer	1,063	4,978	24	609	1,114	34		954	7,822
Davison	2,742	6,606	37	1,368	1,836	29	3	1,329	12,621
Day	1,282	1,848		147	570	11		236	3,858
Deuel	617	1,693		253	488	10		130	3,061
Dewey	1,783	749		341	405	3		263	3,281
Douglas	206	1,637		86	141			123	2,070
Edmunds	533	1,735	1	159	259	7		137	2,694
Fall River	892	3,813	1	583	919	42	1	416	6,251
Faulk	198	1,110		29	215			61	1,552
Grant	1,072	2,641	12	314	704	17		348	4,760
Gregory	637	1,784		74	326	4		160	2,825
Haakon	123	1,149	2	26	84	2		61	1,386
Hamlin	541	2,966		235	368	8		227	4,118
Hand	417	1,618	4	50	180	7		102	2,276
Hanson	616	1,801	5	351	498	5		491	3,276
Harding	65	822	1	38	72	6		53	1,004
Hughes	2,101	7,183	18	796	1,365	45	1	1,086	11,509
Hutchinson	725	3,388	5	299	515	14		222	4,946
Hyde	158	645		23	94	1		45	921

Voter Registration by County as of June 4, 2024

County	DEM	REP	OTH	NPA	IND	LIB	No Labels	Inactive	Total Active
Jackson	583	893	2	160	164	9		138	1,811
Jerauld	344	679	1	55	129	5		74	1,213
Jones	64	505		29	61	1	1	54	661
Kingsbury	684	2,280	3	289	395	9		303	3,660
Lake	1,929	4,173	6	566	952	26	1	2,083	7,653
Lawrence	3,781	11,634	46	2,306	3,133	170	2	2,446	21,072
Lincoln	9,856	24,088	77	4,701	7,506	226		4,933	46,454
Lyman	675	1,144	1	149	214	5		101	2,188
Marshall	972	1,248	2	163	380	2		170	2,767
McCook	791	2,270		260	510	9		160	3,840
McPherson	201	1,297		64	136	8		183	1,706
Meade	2,821	12,390	17	1,975	2,816	164		1,471	20,183
Mellette	395	500		57	175	3		67	1,130
Miner	433	821		100	231	3		84	1,588
Minnehaha	35,251	56,123	262	17,200	21,911	716	3	18,442	131,466
Moody	1,327	1,864	4	373	682	15	1	226	4,266
Oglala Lakota	5,174	579	1	1,139	988	19		664	7,900
Pennington	17,487	44,842	206	11,260	12,763	666	4	9,839	87,228
Perkins	269	1,537	5	155	197	4		171	2,167
Potter	181	1,343	5	40	111	1	1	152	1,682
Roberts	2,395	2,164	20	562	934	9		478	6,084
Sanborn	355	960		126	160	7	1	69	1,609
Spink	997	2,487	2	199	441	11		216	4,137
Stanley	334	1,529		96	187	7		206	2,153
Sully	165	811		34	113	5		67	1,128
Todd	2,676	662	5	523	563	7		788	4,436
Tripp	594	2,383	7	195	348	6		407	3,533
Turner	1,146	3,533		334	894	13		250	5,920
Union	2,296	6,304	7	1,394	2,194	44	1	2,188	12,240
Walworth	590	2,441	10	223	341	8		442	3,613
Yankton	3,453	7,237	15	1,225	2,492	62		1,631	14,484
Ziebach	745	420		231	174	5		98	1,575
Total	143,993	305,161	953	62,219	88,317	2,921	23	64,610	603,587

2024 PRIMARY ELECTION
Number of Election Precincts Per County

County	Precincts
Aurora	5
Beadle	9
Bennett	4
Bon Homme	5
Brookings*	10
Brown*	12
Brule	4
Buffalo	3
Butte	18
Campbell	5
Charles Mix	13
Clark	12
Clay	8
Codington	15
Corson	9
Custer	10
Davison	19
Day	11
Deuel	10
Dewey	11
Douglas	6
Edmunds	6
Fall River	9
Faulk	7
Grant	18
Gregory	3
Haakon*	5
Hamlin	7
Hand	5
Hanson	5
Harding	8
Hughes*	6
Hutchinson	6

County	Precincts
Hyde*	1
Jackson	8
Jerauld	5
Jones	2
Kingsbury	6
Lake	10
Lawrence	11
Lincoln	32
Lyman	7
Marshall	6
McCook	6
McPherson	4
Meade	41
Mellette	4
Miner	8
Minnehaha	81
Moody	6
Oglala Lakota*	9
Pennington	46
Perkins	10
Potter*	3
Roberts	14
Sanborn	4
Spink	9
Stanley	3
Sully*	4
Todd	10
Tripp	13
Turner	8
Union	12
Walworth	10
Yankton*	7
Ziebach	6
Total	690

*Denotes a county that utilizes Vote Centers

2024 PRIMARY ELECTION
Voter Turnout by County

County	Registered Voters	Votes Cast	Percent Turnout
Aurora	1,809	310	17.14%
Beadle	10,032	1,320	13.16%
Bennett	1,885	338	17.93%
Bon Homme	3,898	870	22.32%
Brookings	20,696	2,608	12.60%
Brown	25,152	4,464	17.75%
Brule	3,262	491	15.05%
Buffalo	833	36	4.32%
Butte	6,800	1,751	25.75%
Campbell	1,121	312	27.83%
Charles Mix	5,299	1,087	20.51%
Clark	2,556	578	22.61%
Clay	8,129	1,865	22.94%
Codington	18,101	3,419	18.89%
Corson	2,236	280	12.52%
Custer	7,822	2,329	29.77%
Davison	12,621	4,422	35.04%
Day	3,858	651	16.87%
Deuel	3,061	549	17.94%
Dewey	3,281	476	14.51%
Douglas	2,070	653	31.55%
Edmunds	2,694	673	24.98%
Fall River	6,251	1,722	27.55%
Faulk	1,552	628	40.46%
Grant	4,760	1,318	27.69%
Gregory	2,825	1,117	39.54%
Haakon	1,386	475	34.27%
Hamlin	4,118	1,205	29.26%
Hand	2,276	593	26.05%
Hanson	3,276	628	19.17%
Harding	1,004	413	41.14%
Hughes	11,509	303	2.63%
Hutchinson	4,946	1,046	21.15%

County	Registered Voters	Votes Cast	Percent Turnout
Hyde	921	68	7.38%
Jackson	1,811	332	18.33%
Jerauld	1,213	217	17.89%
Jones	661	265	40.09%
Kingsbury	3,660	713	19.48%
Lake	7,653	1,568	20.49%
Lawrence	21,072	3,951	18.75%
Lincoln	46,454	5,461	11.76%
Lyman	2,188	67	3.06%
Marshall	2,767	444	16.05%
McCook	3,840	736	19.17%
McPherson	1,706	687	40.27%
Meade	20,183	4,747	23.52%
Mellette	1,130	152	13.45%
Miner	1,588	354	22.29%
Minnehaha	131,466	13,189	10.03%
Moody	4,266	589	13.81%
Oglala Lakota	7,900	401	5.08%
Pennington	87,228	14,642	16.79%
Perkins	2,167	512	23.63%
Potter	1,682	564	33.53%
Roberts	6,084	1,050	17.26%
Sanborn	1,609	31	1.93%
Spink	4,137	688	16.63%
Stanley	2,153	467	21.69%
Sully	1,128	453	40.16%
Todd	4,436	463	10.44%
Tripp	3,533	1,324	37.48%
Turner	5,920	1,417	23.94%
Union	12,240	2,157	17.62%
Walworth	3,613	915	25.33%
Yankton	14,484	2,756	19.03%
Ziebach	1,575	195	12.38%
TOTAL	603,587	100,505	17.00 %

*Percentage calculated using Active Voters

2024 PRIMARY ELECTION

Presidential Delegates and Alternates—Democratic Party

County	Marianne Williamson	Joseph R Biden Jr	Dean Phillips	Armando Perez-Serrato
Aurora	16	21	16	3
Beadle	33	154	36	11
Bennett	11	35	8	4
Bon Homme	28	98	26	2
Brookings	54	446	38	13
Brown	105	524	111	38
Brule	28	95	24	8
Buffalo	6	20	4	6
Butte	41	106	28	18
Campbell	4	17	2	2
Charles Mix	29	103	30	10
Clark	15	44	15	6
Clay	44	790	32	13
Codington	72	278	73	12
Corson	22	54	10	9
Custer	25	218	20	6
Davison	112	796	92	39
Day	17	119	21	4
Deuel	8	41	11	5
Dewey	38	112	23	13
Douglas	3	25	3	0
Edmunds	18	46	23	8
Fall River	14	140	29	9
Faulk	13	30	12	4
Grant	25	152	27	9
Gregory	18	130	29	6
Haakon	5	15	3	2
Hamlin	12	40	6	4
Hand	7	33	6	3
Hanson	16	61	32	10
Harding	4	12	3	4
Hughes	16	125	9	8
Hutchinson	13	59	15	3

2024 PRIMARY ELECTION
 Presidential Delegates and Alternates—Democratic Party

County	Marianne Williamson	Joseph R Biden Jr	Dean Phillips	Armando Perez-Serrato
Hyde	10	12	1	0
Jackson	5	38	5	2
Jerauld	8	33	3	2
Jones	5	11	2	5
Kingsbury	10	80	6	3
Lake	26	152	33	6
Lawrence	69	542	39	21
Lincoln	85	605	72	21
Lyman	11	42	8	5
Marshall	14	97	19	6
McCook	9	65	16	4
McPherson	5	25	5	3
Meade	72	353	51	21
Mellette	7	41	8	2
Miner	9	53	16	7
Minnehaha	269	2,276	214	108
Moody	15	76	15	3
Oglala Lakota	41	244	6	43
Pennington	267	2,266	165	101
Perkins	8	16	6	5
Potter	3	21	6	2
Roberts	19	184	38	15
Sanborn	3	24	3	1
Spink	17	75	15	1
Stanley	4	48	7	0
Sully	8	44	6	3
Todd	38	234	10	20
Tripp	17	80	13	6
Turner	42	121	40	16
Union	41	213	37	11
Walworth	10	27	8	2
Yankton	41	294	31	23
Ziebach	13	41	2	3
Total	2,073	13,372	1,723	763

2024 PRIMARY ELECTION
Democratic State Legislative Primaries

County	State Senate District 27	
	Gerald M Cournoyer Jr	Red Dawn Foster
Bennett	22	40
Jackson	12	40
Oglala Lakota	83	272
Pennington	32	49
Total	149	401

2024 PRIMARY ELECTION
Republican State Legislative Primaries

County	State Senator District 03	
	Katherine (Katie) Washnok	Carl Perry
Brown	1,201	1,313
Total	1,201	1,313

County	State Senator District 04	
	Fred Deutsch	Stephanie Sauder
Clark	189	253
Codington	242	200
Deuel	294	178
Grant	564	368
Hamlin	387	746
Roberts	128	123
Total	1,804	1,868

County	State Senator District 08	
	Casey Crabtree	Rick Weible
Brookings	426	292
Kingsbury	435	149
Lake	1,028	287
Miner	168	71
Total	2,057	799

County	State Senator District 09	
	Joy Hohn	Mark K Willadsen
Minnehaha	1,118	385
Total	1,118	385

2024 PRIMARY ELECTION
Republican State Legislative Primaries

County	State Senator District 16	
	Kevin D. Jensen	Eric Hohman
Lincoln	837	512
Turner	742	312
Union	276	155
Total	1,855	979

County	State Representative District 17	
	Sydney Davis	Jeffrey Church
Clay	486	250
Union	830	399
Total	1,316	649

County	State Senator District 18	
	Lauren Nelson	Jean M. Hunhoff
Clay	35	16
Union	1,200	1,123
Total	1,235	1,139

County	State Senator District 21	
	Erin Tobin	Mykala Voita
Aurora	118	115
Charles Mix	418	460
Douglas	231	354
Gregory	365	456
Tripp	662	457
Total	1,794	1,842

2024 PRIMARY ELECTION
Republican State Legislative Primaries

County	State Senator District 23	
	Steven Ray Roseland	Mark Lapka
Brown	78	106
Campbell	63	210
Edmunds	193	356
Faulk	393	155
Hand	271	243
McPherson	84	553
Potter	372	143
Walworth	302	513
Total	1,756	2,279

County	State Senator District 29	
	Kirk Chaffee	John Carley
Meade	1,362	1,985
Total	1,362	1,985

County	State Senator District 30		
	Amber Hulse	Forrest Foster	Julie Frye-Mueller
Custer	930	201	788
Fall River	687	182	636
Pennington	599	177	624
Total	2,216	560	2,048

County	State Senator District 31	
	Randy Deibert	Kate Crowley-Johnson
Lawrence	1,824	1,248
Total	1,824	1,248

County	State Senator District 33	
	David Johnson	Curt Voight
Meade	287	307
Pennington	1,132	1,487
Total	1,419	1,794

County	State Senator District 34	
	Jason Green	Taffy Howard
Pennington	1,564	1,598
Total	1,564	1,598

2024 PRIMARY ELECTION
Republican State Legislative Primaries

County	State Senator District 35		
	Greg Blanc	Curtis Nupen	Michael A. Walsh
Pennington	973	112	692
Total	973	112	692

County	State Representative District 01		
	Logan Manhart	Tamara St John	Christopher Reder
Brown	655	349	576
Day	257	250	221
Marshall	171	152	166
Roberts	230	185	201
Total	1,313	936	1,164

County	State Representative District 02		
	Jake Schoenbeck	John Sjaarda	David Kull
Minnehaha	475	1,410	1,168
Total	475	1,410	1,168

County	State Representative District 04			
	Dylan C. Jordan	Vanessa Namken	Barbara Guenette	Kent Roe
Clark	175	181	151	259
Codington	189	154	146	253
Deuel	263	223	129	217
Grant	477	375	311	390
Hamlin	345	416	457	748
Roberts	136	78	70	129
Total	1,585	1,427	1,264	1,996

County	State Representative District 05		
	Byron I. Callies	Josephine Garcia	Matt Roby
Codington	1,077	1,098	1,838
Total	1,077	1,098	1,838

2024 PRIMARY ELECTION
Republican State Legislative Primaries

County	State Representative District 06		
	Wendi Hogan	Herman Otten	Aaron Aylward
Lincoln	463	566	687
Total	463	566	687

County	State Representative District 07		
	Roger DeGroot	Jeffrey A Struwe	Mellissa Heermann
Brookings	712	539	781
Total	712	539	781

County	State Representative District 08		
	Matt Wagner	Tim Walburg	Tim Reisch
Brookings	619	239	299
Kingsbury	319	291	368
Lake	446	1,064	883
Miner	116	87	178
Total	1,500	1,681	1,728

County	State Representative District 09			
	Bethany Soye	Kristi Golden	Daryl Christensen	Tesa Schwans
Minnehaha	978	563	450	764
Total	978	563	450	764

County	State Representative District 11			
	Bill Linsenmeyer	Brian K Mulder	Keri K Weems	John C. Kunnari
Minnehaha	255	627	627	617
Total	255	627	627	617

2024 PRIMARY ELECTION
Republican State Legislative Primaries

County	State Representative District 12		
	Amber Arlint	Greg Jamison	Manny Steele
Lincoln	482	355	317
Minnehaha	398	369	280
Total	880	724	597

County	State Representative District 13			
	John Hughes	Brad Jankord	Penny BayBridge	Tony Venhuizen
Lincoln	925	704	128	917
Minnehaha	272	218	55	275
Total	1,197	922	183	1,192

County	State Representative District 14		
	Tony Kayser	Taylor Rae Rehfeldt	Tyler Tordsen
Minnehaha	1,091	1,205	805
Total	1,091	1,205	805

County	State Representative District 16		
	Karla J Lems	Richard Vasgaard	Brian J Burge
Lincoln	1,106	632	312
Turner	719	693	290
Union	308	245	118
Total	2,133	1,570	720

County	State Representative District 17		
	William (Bill) Shorma	Chris Kassin	Robin J. Schiro
Clay	467	626	99
Union	875	964	147
Total	1,342	1,590	246

2024 PRIMARY ELECTION
Republican State Legislative Primaries

County	State Representative District 18		
	Mike Stevens	Julie Auch	John R Marquardt
Lincoln	24	38	14
Turner	1,249	1,466	1,109
Total	1,273	1,504	1,123

County	State Representative District 19		
	Drew Peterson	Steven Mettler	Jessica Bahmuller
Bon Homme	374	300	500
Hanson	217	148	444
Hutchinson	451	509	708
McCook	367	252	478
Turner	26	34	35
Total	1,435	1,243	2,165

County	State Representative District 21		
	Lee Qualm	Marty Overweg	Jim Halverson
Davison	169	196	54
	450	728	337
Jerauld	284	554	154
Miner	455	434	451
Sanborn	407	482	838
Total	1,765	2,394	1,834

County	State Representative District 22		
	Kevin Van Diepen	Terry Nebelsick	Lana Greenfield
Beadle	738	574	532
Clark	20	20	22
Spink	164	197	465
Total	922	791	1,019

2024 PRIMARY ELECTION
Republican State Legislative Primaries

County	State Representative District 23		
	Spencer Gosch	Scott Moore	James D. Wangsness
Brown	115	121	64
Campbell	220	172	62
Edmunds	315	465	195
Faulk	251	391	236
Hand	289	411	235
McPherson	500	538	110
Potter	247	313	271
Walworth	652	478	254
Total	2,589	2,889	1,427

County	State Representative District 28A	
	Ryan Maher	Jana Hunt
Corson	71	104
Dewey	173	97
Perkins	89	191
Ziebach	42	84
Total	375	476

County	State Representative District 28B	
	Travis Ismay	Travis W. Martin
Butte	797	728
Harding	218	134
Perkins	116	70
Total	1,131	932

County	State Representative District 29		
	Gary L. Cammack	Terri Jorgenson	Kathy Rice
Meade	1,454	1,734	1,938
Total	1,454	1,734	1,938

2024 PRIMARY ELECTION
Republican State Legislative Primaries

County	State Representative District 30					
	Pat Baumann	Matt Smith	Trish Ladner	Stephen Saint	Tim Goodwin	Matthew Monfore
Custer	845	663	756	235	761	104
Fall River	527	532	713	101	527	136
Pennington	505	550	540	87	669	124
Total	1,877	1,745	2,009	423	1,957	364

County	State Representative District 31		
	Mark Mowry	Mary J Fitzgerald	Scott Odenbach
Lawrence	1,406	1,559	2,321
Total	1,406	1,559	2,321

County	State Representative District 32		
	Steve Duffy	John Robert James	Brook Kaufman
Pennington	870	596	699
Total	870	596	699

County	State Representative District 34		
	Heather Baxter	Mike Derby	Becky J Drury
Pennington	1,766	1,864	1,415
Total	1,766	1,864	1,415

2024 PRIMARY ELECTION
Republican State Legislative Primaries—Recounts

County	State Senator District 04	
	Fred Deutsch	Stephanie Sauder
Clark	190	253
Codington	242	200
Deuel	294	178
Grant	565	368
Hamlin	387	747
Roberts	128	123
Total	1,806	1,869

2024 PRIMARY ELECTION
Republican State Legislative Primaries—Recounts

County	State Senator District 21	
	Erin Tobin	Mykala Voita
Aurora	118	115
Charles Mix	418	460
Douglas	231	354
Gregory	367	457
Tripp	662	457
Total	1,796	1,843

County	State Senator District 34	
	Jason Green	Taffy Howard
Pennington	1,564	1,597
Total	1,564	1,597

State Representative District 05			
County	Byron I. Callies	Josephine Garcia	Matt Roby
Codington	1,077	1,098	1,838
Total	1,077	1,098	1,838

State Representative District 11				
County	Bill Linsenmeyer	Brian K Mulder	Keri K Weems	John C. Kunnari
Minnehaha	255	627	627	617
Total	255	627	627	617

County	State Representative District 21		
	Lee Qualm	Marty Overweg	Jim Halverson
Aurora	169	196	54
Charles Mix	450	728	337
Douglas	284	554	154
Gregory	455	435	453
Tripp	407	482	838
Total	1,765	2,395	1,836

2024 GENERAL ELECTION
Voter Registration Totals as of November 5, 2024

County	DEM	REP	OTH	NPA	IND	LIB	No Labels	Inactive	Total Active
Aurora	518	982	2	100	230	2		107	1834
Beadle	2,501	5,113	41	1,123	1,383	26	1	787	10,188
Bennett	685	727	2	197	207	6		190	1,824
Bon Homme	888	2,369		230	480	13		291	3,980
Brookings	5,103	9,938	21	2,794	3,624	106	1	1,594	21,587
Brown	7,278	12,860	10	1,950	3,582	99	2	1,132	25,781
Brule	903	1,746	4	213	466	15		173	3,347
Buffalo	533	151	4	94	73	2		120	857
Butte	777	4,572	19	641	877	56		1,365	6,942
Campbell	104	909		40	76	1		73	1,130
Charles Mix	1,786	2,713		343	588	9		446	5,439
Clark	543	1,641		152	265	4		142	2,605
Clay	2,894	3,037	11	1,133	1,439	37	5	1,231	8,556
Codington	3,894	10,431	28	1,832	2,605	63		1,625	18,853
Corson	969	742	2	284	282	5		234	2,284
Custer	1,055	5,110	23	655	1,114	36	1	992	7,994
Davison	2,785	6,857	36	1,471	1,905	33	3	1,275	13,090
Day	1,269	1,910		164	588	11		228	3,942
Deuel	592	1,762		276	485	10		122	3,125
Dewey	1,774	765		383	426	3		241	3,351
Douglas	205	1,665		93	144	1		114	2,108
Edmunds	519	1,777	2	169	255	7		143	2,729
Fall River	893	3,950	2	641	904	41	1	398	6,432
Faulk	195	1,127		39	217	1		60	1,579
Grant	1,058	2,724	11	342	706	18		341	4,859
Gregory	617	1,853		85	343	4		155	2,902
Haakon	117	1,168	2	29	86	2		62	1,404
Hamlin	543	3,066		254	371	7		224	4,241
Hand	402	1,649	4	51	187	7		97	2,300
Hanson	599	1,882	6	367	495	6		487	3,355
Harding	63	835	1	42	75	6		51	1,022
Hughes	2,146	7,345	18	936	1,401	46		1,046	11,892
Hutchinson	719	3,427	8	323	525	14		214	5,016
Hyde	150	657		29	95	1		43	932

2024 GENERAL ELECTION
Voter Registration Totals as of November 5, 2024

County	DEM	REP	OTH	NPA	IND	LIB	No Labels	Inactive	Total Active
Jackson	583	916	1	164	166	6		131	1,836
Jerauld	330	721	1	68	132	6		70	1,258
Jones	62	525		28	60	1	1	53	677
Kingsbury	672	2,297	2	310	395	7		282	3,683
Lake	1,903	4,327	5	606	960	25	2	2,140	7,828
Lawrence	3,938	12,171	41	2,626	3,263	173	4	2,396	22,216
Lincoln	10,127	25,302	80	5,277	7,728	231	10	5,025	48,755
Lyman	658	1,160	1	151	218	4		108	2,192
Marshall	966	1,305	2	168	383	2		165	2,826
McCook	793	2,389	3	271	523	8		150	3,987
McPherson	191	1,331		68	132	8		163	1,730
Meade	2,818	12,840	20	2,099	2,837	155	2	1,637	20,771
Mellette	411	502		63	182	1		64	1,159
Miner	433	846		110	233	5		81	1,627
Minnehaha	36,159	58,652	253	18,426	22,570	740	16	17,710	136,816
Moody	1,307	1,945	4	412	702	15	1	210	4,386
Oglala Lakota	5,256	587	1	1,217	980	19		637	8,060
Pennington	18,026	46,455	211	12,031	13,160	679	24	9,965	90,586
Perkins	259	1,565	4	157	194	4		178	2,183
Potter	181	1,346	6	41	108	1	1	145	1,684
Roberts	2,382	2,240	19	607	938	10		495	6,196
Sanborn	358	988		126	165	7	1	62	1,645
Spink	1,006	2,549	3	229	449	10		207	4,246
Stanley	335	1,568		113	189	7		203	2,212
Sully	162	822		36	109	5		68	1,134
Todd	2,745	662	5	557	581	7		764	4,557
Tripp	568	2,438	7	223	348	7		381	3,591
Turner	1,132	3,643		364	904	15		240	6,058
Union	2,318	6,576	9	1,463	2,205	45	1	2,203	12,617
Walworth	580	2,473	11	254	336	8		472	3,662
Yankton	3,497	7,460	14	1,316	2,559	62		1,597	14,908
Ziebach	751	435		245	173	5		96	1,609
Total	145,984	316,496	960	67,301	90,381	2,976	77	63,901	624,175

2024 GENERAL ELECTION
Number of Election Precincts Per County

County	Precincts	County	Precincts
Aurora	5	Hyde*	1
Beadle	9	Jackson	8
Bennett	4	Jerauld	5
Bon Homme	5	Jones	2
Brookings*	10	Kingsbury	6
Brown*	12	Lake	10
Brule	4	Lawrence	11
Buffalo	3	Lincoln	32
Butte	18	Lyman	7
Campbell	5	Marshall	9
Charles Mix	13	McCook	6
Clark	12	McPherson	4
Clay	11	Meade	41
Codington	23	Mellette	4
Corson	9	Miner	8
Custer	10	Minnehaha	81
Davison	8	Moody	6
Day	11	Oglala Lakota*	9
Deuel	10	Pennington	46
Dewey	11	Perkins	10
Douglas	6	Potter*	3
Edmunds	6	Roberts	12
Fall River	9	Sanborn	4
Faulk	7	Spink	9
Grant	18	Stanley	3
Gregory	3	Sully*	4
Haakon*	5	Todd	10
Hamlin	7	Tripp	13
Hand	5	Turner	8
Hanson	5	Union	12
Harding	8	Walworth	10
Hughes*	6	Yankton*	7
Hutchinson	6	Ziebach	6
		Total	691

*Denotes a county that utilizes Vote Centers

2024 GENERAL ELECTION

Voter Turnout

County	Registered Voters	Votes Cast	Percent Turnout
Aurora	1834	1,416	77.21%
Beadle	10,188	7,163	70.31%
Bennett	1,824	1,102	60.42%
Bon Homme	3,980	3,058	76.83%
Brookings	21,587	15,255	70.67%
Brown	25,781	17,353	67.31%
Brule	3,347	2,472	73.86%
Buffalo	857	475	55.43%
Butte	6,942	5,137	74.00%
Campbell	1,130	847	74.96%
Charles Mix	5,439	3,672	67.51%
Clark	2,605	1,883	72.28%
Clay	8,556	5,777	67.52%
Codington	18,853	13,767	73.02%
Corson	2,284	1,157	50.66%
Custer	7,994	6,074	75.98%
Davison	13,090	9,335	71.31%
Day	3,942	2,989	75.82%
Deuel	3,125	2,329	74.53%
Dewey	3,351	1,909	56.97%
Douglas	2,108	1,680	79.70%
Edmunds	2,729	2,078	76.15%
Fall River	6,432	4,351	67.65%
Faulk	1,579	1,153	73.02%
Grant	4,859	3,694	76.02%
Gregory	2,902	2,309	79.57%
Haakon	1,404	1,141	81.27%
Hamlin	4,241	3,273	77.18%
Hand	2,300	1,796	78.09%
Hanson	3,355	2,089	62.27%
Harding	1,022	831	81.31%
Hughes	11,892	8,616	72.45%
Hutchinson	5,016	3,790	75.56%
County	Registered Voters	Votes Cast	Percent Turnout
Hyde	932	707	75.86%
Jackson	1,836	1,151	62.69%
Jerauld	1,258	1,011	80.37%
Jones	677	557	82.27%
Kingsbury	3,683	2,858	77.60%
Lake	7,828	6,024	76.95%
Lawrence	22,216	15,672	70.54%
Lincoln	48,755	37,039	75.97%
Lyman	2,192	1,470	67.06%
Marshall	2,826	2,156	76.29%
McCook	3,987	3,100	77.75%
McPherson	1,730	1,332	76.99%
Meade	20,771	14,899	71.73%
Mellette	1,159	753	64.97%
Miner	1,627	1,194	73.39%
Minnehaha	136,816	95,648	69.91%
Moody	4,386	3,258	74.28%
Oglala Lakota	8,060	3,128	38.81%
Pennington	90,586	57,555	63.54%
Perkins	2,183	1,619	74.16%
Potter	1,684	1,322	78.50%
Roberts	6,196	4,215	68.03%
Sanborn	1,645	1,232	74.89%
Spink	4,246	3,197	75.29%
Stanley	2,212	1,758	79.48%
Sully	1,134	913	80.51%
Todd	4,557	2,170	47.62%
Tripp	3,591	2,710	75.47%
Turner	6,058	4,632	76.46%
Union	12,617	8,895	70.50%
Walworth	3,662	2,489	67.97%
Yankton	14,908	11,046	74.09%
Ziebach	1,609	797	49.53%
TOTAL	624,175	436,478	69.93%

2024 GENERAL ELECTION
United States Presidential Electors

County	Kamala D. Harris and Tim Walz - DEM	Chase Oliver and Mike ter Maat - LIB	Donald J. Trump and JD Vance - REP	Robert F. Kennedy, Jr. and Nicole Shanahan - IND
Aurora	302	5	1,056	30
Beadle	2,017	33	4,826	134
Bennett	389	4	676	19
Bon Homme	697	16	2,236	43
Brookings	5,978	112	8,575	274
Brown	6,075	72	10,645	251
Brule	666	17	1,694	46
Buffalo	291	2	164	9
Butte	942	37	4,024	79
Campbell	120	5	706	5
Charles Mix	1,000	13	2,551	51
Clark	415	11	1,382	34
Clay	2,944	42	2,574	97
Codington	3,840	88	9,349	233
Corson	495	9	631	8
Custer	1,567	36	4,313	85
Davison	2,743	53	6,208	173
Day	1,000	20	1,876	36
Deuel	528	13	1,717	40
Dewey	1,032	3	793	43
Douglas	219	3	1,419	17
Edmunds	384	3	1,618	26
Fall River	1,030	32	3,135	77
Faulk	183	6	920	21
Grant	946	18	2,594	72
Gregory	426	15	1,790	36
Haakon	105	4	1,004	12
Hamlin	610	19	2,560	37
Hand	365	7	1,376	16
Hanson	399	8	1,611	28
Harding	48	5	754	13
Hughes	2,838	59	5,379	159

2024 GENERAL ELECTION
United States Presidential Electors

County	Kamala D. Harris and Tim Walz - DEM	Chase Oliver and Mike ter Maat - LIB	Donald J. Trump and JD Vance - REP	Robert F. Kennedy, Jr. and Nicole Shanahan - IND
Hutchinson	755	17	2,918	46
Hyde	148	4	530	13
Jackson	357	3	753	16
Jerauld	276	1	708	14
Jones	60	3	477	10
Kingsbury	760	13	1,989	39
Lake	1,978	22	3,819	87
Lawrence	5,074	121	9,904	310
Lincoln	12,981	227	22,621	564
Lyman	422	7	993	25
Marshall	782	11	1,288	28
McCook	733	10	2,227	61
McPherson	188	5	1,087	19
Meade	3,421	106	10,887	258
Mellette	285	3	434	18
Miner	293	5	841	28
Minnehaha	39,923	673	51,842	1,548
Moody	1,052	14	2,068	55
Oglala Lakota	2,567	17	406	72
Pennington	20,051	483	35,009	1,037
Perkins	228	4	1,342	17
Potter	214	8	1,059	17
Roberts	1,560	12	2,514	63
Sanborn	259	3	929	21
Spink	921	13	2,145	60
Stanley	447	5	1,260	23
Sully	168	4	716	13
Todd	1,570	17	497	42
Tripp	470	7	2,150	27
Turner	1,044	35	3,374	85
Union	2,548	56	6,160	112
Walworth	481	16	1,940	29
Yankton	3,883	79	6,650	220
Ziebach	366	4	388	23
Total	146,859	2,778	272,081	7,204

2024 GENERAL ELECTION
United States Representative

County	Sheryl Johnson - DEM	Dusty Johnson - REP
Aurora	222	1,146
Beadle	1,465	5,505
Bennett	334	730
Bon Homme	564	2,373
Brookings	4,644	10,133
Brown	4,753	11,974
Brule	526	1,881
Buffalo	240	217
Butte	838	4,066
Campbell	105	704
Charles Mix	866	2,738
Clark	304	1,513
Clay	2,371	3,209
Codington	2,880	10,406
Corson	457	665
Custer	1,334	4,536
Davison	1,934	7,131
Day	787	2,118
Deuel	404	1,856
Dewey	894	944
Douglas	157	1,462
Edmunds	302	1,701
Fall River	889	3,272
Faulk	168	928
Grant	705	2,876
Gregory	340	1,880
Haakon	112	991
Hamlin	434	2,730
Hand	269	1,470
Hanson	353	1,665
Harding	45	752
Hughes	2,019	6,342
Hutchinson	534	3,166

2024 GENERAL ELECTION
United States Representative

County	Sheryl Johnson - DEM	Dusty Johnson - REP
Hyde	103	580
Jackson	329	783
Jerauld	184	816
Jones	62	477
Kingsbury	571	2,209
Lake	1,456	4,406
Lawrence	4,288	10,757
Lincoln	9,954	25,901
Lyman	318	1,099
Marshall	609	1,489
McCook	554	2,460
McPherson	160	1,077
Meade	2,855	11,439
Mellette	253	370
Miner	209	934
Minnehaha	32,303	60,016
Moody	889	2,268
Oglala Lakota	2,313	720
Pennington	16,727	38,628
Perkins	182	1,395
Potter	173	1,109
Roberts	1,272	2,827
Sanborn	188	1,023
Spink	685	2,430
Stanley	335	1,355
Sully	147	719
Todd	1,407	690
Tripp	379	2,232
Turner	813	3,688
Union	2,057	6,650
Walworth	401	2,005
Yankton	3,046	7,564
Ziebach	347	434
Total	117,818	303,630

2024 GENERAL ELECTION
Public Utilities Commissioner

County	Forrest Wilson - DEM	A. Gideon Oakes - LIB	Kristie Fiegen - REP
Aurora	239	38	1,034
Beadle	1,448	249	4,955
Bennett	347	48	588
Bon Homme	546	118	2,147
Brookings	4,126	659	9,191
Brown	4,567	698	10,628
Brule	481	88	1,719
Buffalo	261	19	166
Butte	735	326	3,719
Campbell	80	26	666
Charles Mix	846	109	2,511
Clark	313	60	1,324
Clay	2,272	241	2,743
Codington	2,672	511	9,220
Corson	437	56	595
Custer	1,163	578	3,971
Davison	1,850	343	6,283
Day	750	103	1,813
Deuel	389	122	1,645
Dewey	929	90	721
Douglas	143	24	1,417
Edmunds	304	56	1,544
Fall River	837	325	2,898
Faulk	149	32	869
Grant	667	141	2,537
Gregory	347	70	1,698
Haakon	73	33	963
Hamlin	431	111	2,511
Hand	264	52	1,347
Hanson	328	50	1,536
Harding	36	30	714
Hughes	1,837	408	5,803
Hutchinson	444	117	3,013

2024 GENERAL ELECTION
Public Utilities Commissioner

County	Forrest Wilson - DEM	A. Gideon Oakes - LIB	Kristie Fiegen - REP
Hyde	99	23	541
Jackson	322	43	703
Jerauld	201	15	716
Jones	41	21	465
Kingsbury	510	102	2,031
Lake	1,205	231	4,151
Lawrence	3,927	1,003	9,460
Lincoln	8,796	1,505	23,931
Lyman	342	69	968
Marshall	612	71	1,259
McCook	506	108	2,258
McPherson	131	49	1,053
Meade	2,554	1,080	9,928
Mellette	244	44	402
Miner	192	33	844
Minnehaha	28,587	4,346	54,700
Moody	821	115	2,142
Oglala Lakota	2,379	156	357
Pennington	15,384	4,324	33,056
Perkins	184	71	1,234
Potter	153	37	1,038
Roberts	1,327	155	2,348
Sanborn	182	39	928
Spink	665	113	2,208
Stanley	298	84	1,258
Sully	110	39	699
Todd	1,458	113	475
Tripp	357	77	2,119
Turner	691	200	3,473
Union	1,918	380	6,021
Walworth	366	83	1,888
Yankton	2,828	468	6,593
Ziebach	328	48	363
Total	108,029	21,176	272,099

2024 GENERAL ELECTION
State Senate & State House of Representatives

County	State Senator District 01
	Michael H. Rohl - REP
Brown	3,229
Day	1,976
Marshall	1,401
Roberts	1,843
Total	8,449

County	State Representative District 01					
	Steven D. McCleerey - DEM	Mark Sumption - DEM	Josh Dennert - LIB	Tamara Lesnar - LIB	Logan Manhart - REP	Christopher Reder - REP
Brown	983	1,563	668	148	2,427	2,219
Day	983	848	101	187	1,378	1,229
Marshall	793	768	116	85	922	859
Roberts	1,415	1,051	65	158	1,219	1,239
Total	4,174	4,230	950	578	5,946	5,546

County	State Senator District 02
	Steve Kolbeck - REP
Minnehaha	10,337
Total	10,337

County	State Representative District 02	
	David Kull - REP	John Sjaarda - REP
Minnehaha	8,239	8,392
Total	8,239	8,392

County	State Senator District 03
	Carl Perry - REP
Brown	6,900
Total	6,900

County	State Representative District 03		
	Erin R Rudner - DEM	Brandei Schaeffbauer - REP	Al Novstrup - REP
Brown	4,515	6,049	5,738
Total	4,515	6,049	5,738

2024 GENERAL ELECTION
State Senate & State House of Representatives

County	State Senator District 04	
	Stephanie Sauder - REP	
Clark	1,254	
Codington	1,346	
Deuel	1,748	
Grant	2,676	
Hamlin	2,577	
Roberts	774	
Total	10,375	

County	State Representative District 04	
	Kent Roe - REP	Dylan C. Jordan - REP
Clark	937	824
Codington	1,083	870
Deuel	1,297	1,322
Grant	1,992	2,048
Hamlin	2,070	1,639
Roberts	580	605
Total	7,959	7,308

County	State Senator District 05	
	Dennis Solberg - DEM	Glen A Vilhauer - REP
Codington	3,203	7,889
Total	3,203	7,889

County	State Representative District 05			
	Diane M Drake - DEM	Amy D. Rambow - DEM	Josephine Garcia - REP	Matt Roby - REP
Codington	2,308	1,953	5,892	8,314
Total	2,308	1,953	5,892	8,314

County	State Senator District 06	
	Ernie Otten - REP	
Lincoln	8,961	
Total	8,961	

County	State Representative District 06		
	Garret M Campbell -	Herman Otten - REP	Aaron Aylward - REP
Lincoln	3,546	7,216	6,534
Total	3,546	7,216	6,534

2024 GENERAL ELECTION
State Senate & State House of Representatives

County	State Senate District 07
	Tim Reed - REP
Brookings	7,597
Total	7,597

County	State Representative District 07			
	Blake Stevens - DEM	Fedora Sutton-Butler - DEM	Melissa Heermann - REP	Roger DeGroot - REP
Brookings	3,189	3,533	5,666	6,045
Total	3,189	3,533	5,666	6,045

County	State Senator District 08
	Casey Crabtree - REP
Brookings	2,949
Kingsbury	2,086
Lake	4,238
Miner	760
Total	10,033

County	State Representative District 08		
	Greg Zimmerman - LIB	Tim Reisch - REP	Tim Walburg - REP
Brookings	626	2,587	2,565
Kingsbury	395	1,849	1,679
Lake	818	3,666	4,425
Miner	119	851	613
Total	1,958	8,953	9,282

County	State Senator District 09
	Joy Hohn - REP
Minnehaha	8,137
Total	8,137

County	State Representative District 09		
	Beverly Froslic Johnson - DEM	Bethany Soye - REP	Tesa Schwans - REP
Minnehaha	4,003	6,473	6,560
Total	4,003	6,473	6,560

2024 GENERAL ELECTION
State Senate & State House of Representatives

County	State Senator District 10	
	Liz Larson - DEM	
Minnehaha	5,606	
Total	5,606	

County	State Representative District 10		
	Kameron Nelson -	Erin Healy - DEM	Bobbi L Andera - REP
Minnehaha	4,045	5,138	4,234
Total	4,045	5,138	4,234

County	State Senator District 11	
	Steve Natz - DEM	Chris Karr - REP
Minnehaha	4,747	6,796
Total	4,747	6,796

County	State Representative District 11			
	Aaron Matson - DEM	Sonja Mentzer - DEM	Keri K Weems - REP	Brian K Mulder - REP
Minnehaha	4,261	4,599	5,926	6,235
Total	4,261	4,599	5,926	6,235

County	State Senator District 12	
	Clay Hoffman - DEM	Arch Beal - REP
Lincoln	2,049	3,443
Minnehaha	2,859	2,724
Total	4,908	6,167

County	State Representative District 12			
	Erin Royer - DEM	JR Anderson - DEM	Amber Arlint - REP	Greg Jamison - REP
Lincoln	1,804	1,387	3,527	3,271
Minnehaha	2,610	2,148	2,730	2,690
Total	4,414	3,535	6,257	5,961

2024 GENERAL ELECTION
State Senate & State House of Representatives

County	State Senator District 13	
	Ali Rae Horsted - DEM	Sue Peterson - REP
Lincoln	4,279	6,749
Minnehaha	1,669	1,635
Total	5,948	8,384

County	State Representative District 13	
	Tony Venhuizen - REP	John Hughes - REP
Lincoln	5,727	6,076
Minnehaha	1,543	1,659
Total	7,270	7,735

County	State Senator District 14	
	Sandra Henry - DEM	Larry P. Zikmund - REP
Minnehaha	5,936	7,127
Total	5,936	7,127

County	State Representative District 14			
	Keith Block - DEM	B.J. Motley - DEM	Taylor Rae Rehfeldt - REP	Tony Kayser - REP
Minnehaha	4,991	4,253	7,833	6,389
Total	4,991	4,253	7,833	6,389

County	State Senator District 15	
	Jamie Smith - DEM	Brenda Lawrence - REP
Minnehaha	5,052	4,582
Total	5,052	4,582

County	State Representative District 15			
	Erik Muckey - DEM	Kadyn Wittman - DEM	Joni Tschetter - REP	Brad Lindwurm - REP
Minnehaha	4,364	4,551	4,357	3,918
Total	4,364	4,551	4,357	3,918

2024 GENERAL ELECTION
State Senate & State House of Representatives

County	State Senator District 16
	Kevin D. Jensen - REP
Lincoln	4,518
Turner	3,135
Union	1,715
Total	9,368

County	State Representative District 16		
	Matthew Carl Ness -	Karla J Lems - REP	Richard Vasgaard - REP
Lincoln	1,419	4,110	3,285
Turner	870	2,471	2,734
Union	629	1,379	1,388
Total	2,918	7,960	7,407

County	State Senator District 17
	Sydney Davis - REP
Clay	2,498
Union	3,499
Total	5,997

County	State Representative District 17		
	Ray Ring - DEM	William (Bill) Shorma - REP	Chris Kassin - REP
Clay	2,716	1,837	2,784
Union	1,529	3,660	3,915
Total	4,245	5,497	6,699

County	State Senator District 18	
	Sarah Carda - DEM	Lauren Nelson - REP
Clay	110	244
Yankton	4,519	5,945
Total	4,629	6,189

County	State Representative District 18			
	Paul Harens - DEM	Sarah Mechtenberg - DEM	Mike Stevens - REP	Julie Auch - REP
Clay	94	78	215	235
Yankton	4,000	2,155	6,657	5,881
Total	4,094	2,233	6,872	6,116

2024 GENERAL ELECTION
State Senate & State House of Representatives

County	State Senator District 19	
	Kyle Schoenfish - REP	Michael J. Miller - IND
Bon Homme	2,183	620
Hanson	1,455	388
Hutchinson	2,756	829
McCook	2,135	644
Turner	209	102
Total	8,738	2,583

County	State Representative District 19	
	Drew Peterson - REP	Jessica Bahmuller - REP
Bon Homme	1,769	1,791
Hanson	972	1,489
Hutchinson	2,144	2,461
McCook	1,893	1,801
Turner	194	176
Total	6,972	7,718

County	State Senator District 20	
	Paul Miskimins - REP	
Davison	6,551	
Jerauld	694	
Miner	52	
Sanborn	887	
Total	8,184	

County	State Representative District 20	
	Jeff Bathke - REP	Kaley Nolz - REP
Davison	5,590	4,785
Jerauld	611	522
Miner	43	55
Sanborn	709	651
Total	6,953	6,013

2024 GENERAL ELECTION
State Senate & State House of Representatives

County	State Senator District 21	
	Dan Andersson - DEM	Mykala Voita - REP
Aurora	356	921
Charles Mix	1,045	2,395
Douglas	197	1,348
Gregory	444	1,706
Tripp	476	2,082
Total	2,518	8,452

County	State Representative District 21	
	Jim Halverson - REP	Marty Overweg - REP
Aurora	610	956
Charles Mix	1,624	2,495
Douglas	781	1,335
Gregory	1,545	1,201
Tripp	2,126	1,214
Total	6,686	7,201

County	State Senator District 22	
	Jim A. Schmidt - DEM	David Wheeler - REP
Beadle	1,654	5,151
Clark	52	122
Spink	960	1,998
Total	2,666	7,271

County	State Representative District 22	
	Kevin Van Diepen - REP	Lana Greenfield - REP
Beadle	4,584	3,660
Clark	92	112
Spink	1,345	2,125
Total	6,021	5,897

2024 GENERAL ELECTION
State Senate & State House of Representatives

County	State Senator District 23	
	Mark Lapka - REP	
Brown	802	
Campbell	676	
Edmunds	1,584	
Faulk	848	
Hand	1,325	
McPherson	1,101	
Potter	1,004	
Walworth	1,843	
Total	9,183	

County	State Representative District 23	
	Scott Moore - REP	Spencer Gosch - REP
Brown	635	655
Campbell	460	666
Edmunds	1,417	1,266
Faulk	760	695
Hand	1,203	1,085
McPherson	952	922
Potter	777	864
Walworth	1,216	1,820
Total	7,420	7,973

County	State Senator District 24	
	Jim Mehlhaff - REP	
Haakon	925	
Hughes	6,102	
Hyde	530	
Stanley	1,305	
Sully	693	
Total	9,555	

County	State Representative District 24	
	Will D. Mortenson - REP	Mike Weisgram - REP
Haakon	844	672
Hughes	5,711	5,520
Hyde	482	399
Stanley	1,260	1,164
Sully	598	541
Total	8,895	8,296

2024 GENERAL ELECTION
State Senate & State House of Representatives

County	State Senator District 25	
	Brian Wirth - DEM	Tom Pischke - REP
Minnehaha	2,672	7,584
Moody	962	2,083
Total	3,634	9,667

County	State Representative District 25	
	Les Heinemann - REP	Jon Hansen - REP
Minnehaha	5,581	6,662
Moody	1,898	1,619
Total	7,479	8,281

County	State Senator District 26	
	Shawn Bordeaux - DEM	Tamara Grove - REP
Brule	682	1,644
Buffalo	304	153
Hughes	24	16
Hyde	15	3
Jones	72	462
Lyman	432	955
Mellette	228	464
Todd	1,464	631
Total	3,221	4,328

County	State Representative District 26A		
	Eric E. Emery - DEM	Ron Frederick - REP	William Craig Lafferty - IND
Jones	13	129	10
Mellette	231	364	131
Todd	1,287	411	418
Total	1,531	904	559

County	State Representative District 26B	
	Rebecca Reimer - REP	David Reis - IND
Brule	1,452	891
Buffalo	147	259
Hughes	16	16
Hyde	2	12
Jones	312	62
Lyman	817	591
Total	2,746	1,831

2024 GENERAL ELECTION
State Senate & State House of Representatives

County	State Senator District 27	
	Red Dawn Foster - DEM	Anthony G. Kathol - REP
Bennett	391	674
Jackson	370	731
Oglala Lakota	2,717	348
Pennington	329	1,765
Total	3,807	3,518

County	State Representative District 27		
	Peri Pourier - DEM	Elsie Meeks - DEM	Liz May - REP
Bennett	359	448	710
Jackson	307	437	753
Oglala Lakota	2,488	1,654	475
Pennington	297	380	1,779
Total	3,451	2,919	3,717

County	State Senator District 28		
	Dean Schrempp - DEM	Sam Marty - REP	Shane C. Farlee - IND
Butte	745	3,720	370
Corson	439	508	139
Dewey	771	512	542
Harding	41	725	40
Perkins	186	1,260	98
Ziebach	293	244	247
Total	2,475	6,969	1,436

County	State Representative District 28A	
	Carl J. Petersen - DEM	Jana Hunt - REP
Corson	462	643
Dewey	996	873
Perkins	78	622
Ziebach	356	425
Total	1,892	2,563

County	State Representative District 28B
	Travis Ismay - REP
Butte	3,646
Harding	693
Perkins	701
Total	5,040

2024 GENERAL ELECTION
State Senate & State House of Representatives

County	State Senator District 29	
	John Carley - REP	
Meade	8,634	
Total	8,634	

County	State Representative District 29	
	Kathy Rice - REP	Terri Jorgenson - REP
Meade	6,615	6,966
Total	6,615	6,966

County	State Senator District 30	
	Bret Swanson - DEM	Amber Hulse - REP
Custer	1,442	4,307
Fall River	957	2,967
Pennington	1,469	3,942
Total	3,868	11,216

County	State Representative District 30		
	Susan Scheirbeck - DEM	Trish Ladner - REP	Tim Goodwin - REP
Custer	1,481	3,760	3,854
Fall River	991	2,760	2,609
Pennington	1,400	3,188	3,631
Total	3,872	9,708	10,094

County	State Senator District 31	
	Randy Deibert - REP	
Lawrence	10,294	
Total	10,294	

County	State Representative District 31			
	Scott Odenbach - REP	Mary J Fitzgerald - REP	Victoria Greenlee - IND	Shana McVickers - IND
Lawrence	9,100	7,768	3,986	3,049
Total	9,100	7,768	3,986	3,049

County	State Senator District 32	
	Helene Duhamel - REP	Karen M. McNeal - IND
Pennington	5,189	3,463
Total	5,189	3,463

County	State Representative District 32		
	Nicole Uhre-Balk - DEM	Steve Duffy - REP	Brook Kaufman - REP
Pennington	4,133	4,111	3,548
Total	4,133	4,111	3,548

2024 GENERAL ELECTION
State Senate & State House of Representatives

County	State Senator District 33	
	Curt Voight - REP	
Meade	1,709	
Pennington	7,538	
Total	9,247	

County	State Representative District 33	
	Curt Massie - REP	Phil Jensen - REP
Meade	1,288	1,311
Pennington	6,067	6,014
Total	7,355	7,325

County	State Senator District 34	
	Kehala Two Bulls - DEM	Taffy Howard - REP
Pennington	5,016	7,586
Total	5,016	7,586

County	State Representative District 34	
	Mike Derby - REP	Heather Baxter - REP
Pennington	7,108	6,381
Total	7,108	6,381

County	State Senator District 35	
	Greg Blanc - REP	
Pennington	9,851	
Total	9,851	

County	State Representative District 35			
	Pat Cromwell - DEM	Jason Lind - DEM	Tina L Mulally - REP	Tony Randolph - REP
Pennington	4,004	3,772	8,586	8,778
Total	4,004	3,772	8,586	8,778

2024 GENERAL ELECTION
 East Dakota Water Development District Director

County	East Dakota Water Development District Director East Dakota WDD 4	
	Richard Bonander - NON	Bonnie Dybedahl - NON
Minnehaha	5,461	5,165
Total	5,461	5,165

2024 GENERAL ELECTION

Recounts

County	State Representative - RECOUNT District 15			
	Erik Muckey DEM	Kadyn Wittman DEM	Joni Tschetter REP	Brad Lindwurm REP
Minnehaha	4,365	4,552	4,356	3,917
Total	4,365	4,552	4,356	3,917

2024 GENERAL ELECTION
Supreme Court Justice Retention—Non-Political

Shall Justice Scott P. Myren representing the Fifth Supreme Court District, whose term expires January 1, 2025, be retained in office?

County	Yes	No	County	Yes	No
Aurora	968	228	Hyde	509	87
Beadle	4,812	1,057	Jackson	671	270
Bennett	629	257	Jerauld	686	161
Bon Homme	2,001	524	Jones	372	103
Brookings	9,497	2,272	Kingsbury	2,007	354
Brown	12,367	2,380	Lake	4,134	813
Brule	1,646	439	Lawrence	9,713	2,632
Buffalo	242	151	Lincoln	23,834	5,626
Butte	3,413	764	Lyman	914	337
Campbell	651	89	Marshall	1,492	292
Charles Mix	2,373	727	McCook	2,108	436
Clark	1,225	265	McPherson	959	146
Clay	3,650	992	Meade	9,413	2,479
Codington	8,689	1,950	Mellette	439	200
Corson	655	344	Miner	770	165
Custer	3,893	1,036	Minnehaha	58,811	17,092
Davison	6,278	1,370	Moody	2,084	591
Day	1,982	449	Oglala Lakota	1,315	1,377
Deuel	1,609	319	Pennington	35,479	10,233
Dewey	1,013	636	Perkins	1,049	210
Douglas	1,123	273	Potter	949	166
Edmunds	1,480	281	Roberts	2,728	782
Fall River	2,699	857	Sanborn	835	183
Faulk	802	140	Spink	2,277	453
Grant	2,444	461	Stanley	1,297	208
Gregory	1,552	383	Sully	662	126
Haakon	787	156	Todd	943	908
Hamlin	2,166	395	Tripp	1,847	435
Hand	1,256	221	Turner	3,070	679
Hanson	1,368	312	Union	5,855	1,373
Harding	550	99	Walworth	1,891	307
Hughes	6,353	1,129	Yankton	6,869	1,930
Hutchinson	2,607	544	Ziebach	454	254
			Total	279,216	72,908

2024 GENERAL ELECTION

Constitutional Amendment E—Title & Explanation

Title: An Amendment to the South Dakota Constitution Updating Gender References for Certain Officeholders and Persons.

Attorney General Explanation:

The South Dakota Constitution became effective upon the State joining the United States in 1889. The generic male pronouns he, his, and him are used in the text of the State Constitution to reference certain officeholders or individuals.

This amendment changes the text of the State Constitution to remove the use of generic male pronouns when referencing certain officeholders or individuals. For example, when referencing the Governor, instead of saying "he shall be commander-in-chief of the armed forces of the state," the text will be changed to read "the Governor shall be commander-in-chief of the armed forces of the state." The amendment makes similar changes to other references to the Governor, as well as to references to other officeholders including Lieutenant Governor, Supreme Court Justices, and Circuit Court Judges. The amendment also makes similar changes to references in the Constitution to general classes of people such as persons, electors, and public officers.

Vote "Yes" to adopt the amendment.

Vote "No" to leave the Constitution as it is.

The text of this constitutional amendment is 11 pages long with 25 sections.

2024 GENERAL ELECTION
Constitutional Amendment E—Returns

County	Yes	No
Aurora	342	1,040
Beadle	2,624	4,326
Bennett	368	687
Bon Homme	924	2,052
Brookings	7,085	7,749
Brown	7,061	9,728
Brule	765	1,650
Buffalo	162	287
Butte	1,487	3,525
Campbell	260	559
Charles Mix	1,142	2,445
Clark	576	1,220
Clay	3,042	2,586
Codington	5,064	8,110
Corson	430	694
Custer	2,162	3,767
Davison	3,545	5,499
Day	1,101	1,772
Deuel	751	1,514
Dewey	834	1,017
Douglas	316	1,320
Edmunds	568	1,451
Fall River	1,448	2,782
Faulk	317	789
Grant	1,190	2,384
Gregory	546	1,702
Haakon	231	882
Hamlin	940	2,240
Hand	543	1,203
Hanson	663	1,343
Harding	109	702
Hughes	3,882	4,573
Hutchinson	1,231	2,452

County	Yes	No
Hyde	215	480
Jackson	323	802
Jerauld	305	674
Jones	122	426
Kingsbury	954	1,827
Lake	2,427	3,428
Lawrence	6,445	8,790
Lincoln	16,977	18,970
Lyman	477	963
Marshall	818	1,283
McCook	1,073	1,947
McPherson	369	910
Meade	5,091	9,459
Mellette	260	470
Miner	347	795
Minnehaha	46,231	46,156
Moody	1,183	1,992
Oglala Lakota	1,764	1,222
Pennington	25,391	30,434
Perkins	427	1,155
Potter	406	878
Roberts	1,735	2,350
Sanborn	374	820
Spink	1,046	2,066
Stanley	642	1,069
Sully	274	627
Todd	1,187	917
Tripp	718	1,932
Turner	1,443	3,071
Union	3,773	4,917
Walworth	793	1,602
Yankton	4,740	5,929
Ziebach	326	455
Total	180,365	242,866

2024 GENERAL ELECTION
Constitutional Amendment F—Title & Explanation

Title: An Amendment to the South Dakota Constitution Authorizing the State to Impose a Work Requirement on Individuals Eligible for Expanded Medicaid Benefits.

Attorney General Explanation:

The Medicaid program is funded by the State and the federal government to provide medical coverage for certain low-income people who qualify for the program. In 2022, the voters approved a Constitutional provision that expanded Medicaid eligibility for any person over age 18 and under 65 whose income is at or below 133% of the federal poverty level, plus 5% of the federal poverty level for the applicable family size.

This constitutional amendment authorizes the State to impose work requirements on any person eligible to receive benefits under the expanded Medicaid program, except for those persons who are physically or mentally disabled. The amendment does not identify any specific work requirement that may be imposed on those receiving expanded Medicaid benefits. Any work requirement proposed by the State must be approved by the federal government prior to implementation.

Vote “Yes” to adopt the amendment.

Vote “No” to leave the Constitution as it is.

The text of this constitutional amendment is two pages long with two sections.

2024 GENERAL ELECTION
Constitutional Amendment F—Returns

County	Yes	No
Aurora	698	680
Beadle	3,759	3,170
Bennett	540	519
Bon Homme	1,518	1,443
Brookings	7,787	6,883
Brown	9,646	7,105
Brule	1,264	1,153
Buffalo	205	249
Butte	3,050	1,953
Campbell	499	313
Charles Mix	1,504	2,082
Clark	973	836
Clay	2,709	2,868
Codington	7,873	5,214
Corson	626	490
Custer	3,686	2,202
Davison	5,106	3,932
Day	1,567	1,302
Deuel	1,303	957
Dewey	830	1,029
Douglas	715	925
Edmunds	1,149	865
Fall River	2,427	1,794
Faulk	570	532
Grant	1,991	1,573
Gregory	1,199	1,036
Haakon	607	506
Hamlin	1,818	1,338
Hand	967	778
Hanson	1,201	788
Harding	478	326
Hughes	4,715	3,740
Hutchinson	1,928	1,761

County	Yes	No
Hyde	324	364
Jackson	556	565
Jerauld	460	520
Jones	284	264
Kingsbury	1,454	1,304
Lake	3,173	2,624
Lawrence	9,095	6,091
Lincoln	20,703	14,939
Lyman	688	744
Marshall	1,053	1,035
McCook	1,652	1,350
McPherson	714	573
Meade	8,978	5,539
Mellette	279	386
Miner	600	528
Minnehaha	49,529	42,308
Moody	1,651	1,514
Oglala Lakota	1,193	1,816
Pennington	33,445	22,050
Perkins	955	621
Potter	690	596
Roberts	2,106	1,973
Sanborn	607	582
Spink	1,574	1,530
Stanley	968	754
Sully	525	374
Todd	797	1,322
Tripp	1,449	1,204
Turner	2,551	1,971
Union	5,582	3,083
Walworth	1,457	955
Yankton	6,015	4,626
Ziebach	395	382
Total	236,410	184,829

2024 GENERAL ELECTION
Constitutional Amendment G—Title & Explanation

Title: An Initiated Amendment Establishing a Right to Abortion in the State Constitution.

Attorney General Explanation:

This initiated amendment establishes a constitutional right to an abortion and provides a legal framework for the regulation of abortion. This framework would override existing laws and regulations concerning abortion.

The amendment establishes that during the first trimester a pregnant woman's decision to obtain an abortion may not be regulated nor may regulations be imposed on the carrying out of an abortion.

In the second trimester, the amendment allows the regulation of a pregnant woman's abortion decision, and the regulation of carrying out an abortion. Any regulation of a pregnant woman's abortion decision, or of an abortion, during the second trimester must be reasonably related to the physical health of the pregnant woman.

In the third trimester, the amendment allows the regulation or prohibition of abortion except in those cases where the abortion is necessary to preserve the life or health of the pregnant woman. Whether an abortion is necessary during the third trimester must be determined by the pregnant woman's physician according to the physician's medical judgment.

Judicial clarification of the amendment may be necessary. The Legislature cannot alter the provisions of a constitutional amendment

Vote “Yes” to adopt the amendment.

Vote “No” to leave the Constitution as it is.

The text of this constitutional amendment is two pages long containing one section.

2024 GENERAL ELECTION
Constitutional Amendment G—Returns

County	Yes	No
Aurora	308	1,091
Beadle	2,454	4,543
Bennett	405	660
Bon Homme	789	2,203
Brookings	6,927	8,040
Brown	6,990	9,990
Brule	753	1,681
Buffalo	225	231
Butte	1,654	3,378
Campbell	193	633
Charles Mix	992	2,621
Clark	486	1,329
Clay	3,201	2,453
Codington	4,927	8,451
Corson	396	726
Custer	2,289	3,658
Davison	3,197	5,934
Day	1,098	1,813
Deuel	669	1,611
Dewey	930	913
Douglas	210	1,442
Edmunds	456	1,581
Fall River	1,500	2,744
Faulk	219	914
Grant	1,053	2,563
Gregory	520	1,728
Haakon	172	950
Hamlin	749	2,474
Hand	423	1,338
Hanson	507	1,514
Harding	143	666
Hughes	3,593	4,912
Hutchinson	792	2,937

County	Yes	No
Hyde	175	522
Jackson	351	766
Jerauld	315	678
Jones	121	432
Kingsbury	896	1,906
Lake	2,253	3,644
Lawrence	7,100	8,187
Lincoln	15,823	20,549
Lyman	480	962
Marshall	838	1,278
McCook	847	2,207
McPherson	254	1,034
Meade	5,430	9,192
Mellette	295	443
Miner	321	827
Minnehaha	45,627	47,920
Moody	1,192	2,015
Oglala Lakota	2,020	980
Pennington	26,400	29,696
Perkins	348	1,240
Potter	318	973
Roberts	1,669	2,431
Sanborn	350	860
Spink	1,037	2,081
Stanley	642	1,090
Sully	231	674
Todd	1,300	810
Tripp	644	2,024
Turner	1,331	3,210
Union	3,619	5,158
Walworth	637	1,787
Yankton	4,364	6,415
Ziebach	361	423
Total	176,809	250,136

2024 GENERAL ELECTION
Constitutional Amendment H—Title & Explanation

Title: An Amendment to the South Dakota Constitution Establishing Top-Two Primary Elections.

Attorney General Explanation:

Currently, to appear on the general election ballot, major party candidates for the following offices must participate in a partisan primary election: Governor, State Legislature, U.S. Senate and House of Representatives, and elected county offices. Only members of the candidate’s party may vote for that candidate unless that party has opened the primary to voters not affiliated with the party.

Minor party candidates may be chosen by primary or party convention.

Unaffiliated candidates (independents) are only required to file nominating petitions to appear on the general election ballot.

For the listed offices, this amendment requires one primary election wherein all candidates run against each other in their respective races, including major and minor party and unaffiliated candidates. A candidate may list any party next to their name on the ballot regardless of party affiliation or registration. All voters may vote for any candidate. The two candidates receiving the most votes advance to the general election. If there is more than one candidate to be elected to an office, the number of candidates advancing to the general election is twice the number to be elected.

Primary elections may be held for other offices.

The amendment may be challenged on constitutional grounds.

Fiscal Note: Open primaries would require printing additional ballots at a cost of \$0.47 per ballot. The additional cost statewide to counties would currently be approximately \$23,667 for each primary election. The share of the total cost for each county will vary. There is no expected cost to state government.

Vote “Yes” to adopt the amendment.

Vote “No” to leave the Constitution as it is.

The text of this constitutional amendment is two pages long containing one section.

2024 GENERAL ELECTION
Constitutional Amendment H—Returns

County	Yes	No
Aurora	294	1,081
Beadle	2,257	4,531
Bennett	278	754
Bon Homme	826	2,098
Brookings	5,404	8,977
Brown	5,616	10,898
Brule	662	1,720
Buffalo	162	277
Butte	1,467	3,402
Campbell	151	654
Charles Mix	822	2,714
Clark	445	1,329
Clay	2,351	3,094
Codington	4,591	8,086
Corson	300	802
Custer	1,936	3,881
Davison	2,686	6,162
Day	912	1,899
Deuel	643	1,593
Dewey	670	1,134
Douglas	251	1,374
Edmunds	467	1,528
Fall River	1,357	2,684
Faulk	294	811
Grant	1,106	2,400
Gregory	443	1,773
Haakon	166	927
Hamlin	761	2,350
Hand	426	1,296
Hanson	460	1,460
Harding	114	678
Hughes	2,956	5,406
Hutchinson	886	2,746

County	Yes	No
Hyde	162	525
Jackson	262	839
Jerauld	262	703
Jones	108	433
Kingsbury	803	1,925
Lake	1,948	3,797
Lawrence	5,482	9,356
Lincoln	12,003	22,775
Lyman	385	1,026
Marshall	630	1,437
McCook	777	2,177
McPherson	300	975
Meade	4,765	9,424
Mellette	214	513
Miner	327	796
Minnehaha	33,463	55,723
Moody	1,021	2,093
Oglala Lakota	1,465	1,440
Pennington	20,484	33,428
Perkins	337	1,223
Potter	313	955
Roberts	1,342	2,655
Sanborn	299	871
Spink	917	2,168
Stanley	556	1,148
Sully	206	686
Todd	949	1,113
Tripp	544	2,102
Turner	1,208	3,244
Union	2,962	5,343
Walworth	633	1,753
Yankton	4,020	6,373
Ziebach	263	510
Total	141,570	270,048

2024 GENERAL ELECTION
Initiated Measure 28 — Title & Explanation

Title: An Initiated Measure Prohibiting Taxes on Anything Sold for Human Consumption.

Attorney General Explanation:

Currently, the State collects tax on the sale or use of certain goods, including foods and drinks. Many municipalities also collect these taxes.

This initiated measure prohibits the State from collecting sales or use tax on anything sold for human consumption. The measure eliminates these sources of revenue for the State.

Human consumption is not defined by state law. However, its common definition includes more than foods and drinks.

The measure does not prohibit the collection of sales or use tax on alcoholic beverages or prepared food. Prepared food is defined by law to include food that is sold heated or with utensils.

The measure may affect the State's obligations under the tobacco master settlement agreement and the streamlined sales tax agreement. The master settlement agreement resulted from multi-state lawsuits against cigarette manufacturers for the public health effects of smoking. South Dakota's annual share of the master settlement agreement is approximately \$20 million. The streamlined sales tax agreement is a multistate program designed to simplify the collection of sales and use tax for companies selling in multiple jurisdictions.

Judicial or legislative clarification of the measure will be necessary.

Fiscal Note: Open primaries would require printing additional ballots at a cost of \$0.47 per ballot. The additional cost statewide to counties would currently be approximately \$23,667 for each primary election. The share of the total cost for each county will vary. There is no expected cost to state government.

Vote "Yes" to adopt the initiated measure.

Vote "No" to leave South Dakota law as it is.

The text of this initiated measure is two pages long containing one section.

2024 GENERAL ELECTION
Initiated Measure 28 —Returns

County	Yes	No
Aurora	220	1,163
Beadle	1,766	5,161
Bennett	346	704
Bon Homme	638	2,309
Brookings	4,807	9,865
Brown	4,847	11,909
Brule	464	1,957
Buffalo	170	272
Butte	1,468	3,502
Campbell	157	667
Charles Mix	746	2,842
Clark	397	1,403
Clay	1,949	3,625
Codington	3,763	9,315
Corson	404	708
Custer	2,023	3,878
Davison	2,004	7,056
Day	825	2,043
Deuel	545	1,712
Dewey	719	1,111
Douglas	193	1,443
Edmunds	418	1,595
Fall River	1,584	2,639
Faulk	204	911
Grant	932	2,608
Gregory	364	1,873
Haakon	155	951
Hamlin	801	2,354
Hand	304	1,437
Hanson	416	1,556
Harding	155	648
Hughes	1,866	6,575
Hutchinson	731	2,947

County	Yes	No
Hyde	116	575
Jackson	301	810
Jerauld	212	767
Jones	82	464
Kingsbury	582	2,187
Lake	1,643	4,202
Lawrence	5,112	10,004
Lincoln	10,867	24,840
Lyman	284	1,144
Marshall	514	1,575
McCook	673	2,337
McPherson	291	981
Meade	4,549	9,912
Mellette	206	429
Miner	222	907
Minnehaha	31,691	59,918
Moody	958	2,214
Oglala Lakota	1,812	1,150
Pennington	19,799	35,335
Perkins	321	1,246
Potter	198	1,085
Roberts	1,240	2,828
Sanborn	251	930
Spink	721	2,382
Stanley	351	1,376
Sully	138	759
Todd	946	1,132
Tripp	435	2,207
Turner	975	3,526
Union	3,280	5,298
Walworth	545	1,864
Yankton	3,277	7,362
Ziebach	288	484
Total	129,261	290,969

2024 GENERAL ELECTION
Initiated Measure 29 — Title & Explanation

Title: An Initiated Measure Legalizing the Recreational Use, Possession, and Distribution of Marijuana.

Attorney General Explanation:

This initiated measure allows individuals 21 years of age or older to possess, grow, ingest, and distribute marijuana or marijuana paraphernalia. Individuals may possess up to two ounces of marijuana in a form other than marijuana concentrate or other marijuana products. Individuals may possess up to six marijuana plants with no more than twelve plants per household. The measure also places limits on the possession of other forms of marijuana and marijuana products.

Under the measure, the possession, ingestion, and distribution of marijuana and marijuana paraphernalia remains illegal for individuals under the age of 21. Driving under the influence of marijuana remains illegal.

The measure restricts where individuals may possess or consume marijuana, such as schools or where tobacco is prohibited.

The measure allows employers to restrict an employee's use of marijuana. Property owners may also regulate the use of marijuana on their property.

The measure does not affect State laws dealing with hemp. It also does not change laws concerning the State's medical marijuana program.

The measure legalizes marijuana-derived substances considered felony controlled substances under State law. Marijuana remains illegal under federal law.

Judicial or legislative clarification of this measure may be necessary.

Fiscal Note: The state and municipalities would collect minimal additional sales tax revenue, as the measure would not decriminalize the sale of cannabis but would decriminalize the sale of cannabis accessories. Counties could see incarceration expenses reduced by \$581,556 every year.

Vote “Yes” to adopt the initiated measure.

Vote “No” to leave South Dakota law as it is.

The text of this initiated measure is two pages long containing four sections.

2024 GENERAL ELECTION
Initiated Measure 29 —Returns

County	Yes	No
Aurora	385	1,009
Beadle	2,845	4,175
Bennett	452	621
Bon Homme	907	2,080
Brookings	6,978	7,969
Brown	7,618	9,368
Brule	814	1,619
Buffalo	254	201
Butte	1,802	3,243
Campbell	242	585
Charles Mix	1,148	2,466
Clark	567	1,262
Clay	3,306	2,361
Codington	5,635	7,767
Corson	512	616
Custer	2,279	3,688
Davison	3,573	5,580
Day	1,174	1,732
Deuel	742	1,544
Dewey	1,054	805
Douglas	298	1,348
Edmunds	620	1,416
Fall River	1,712	2,548
Faulk	281	839
Grant	1,285	2,318
Gregory	628	1,621
Haakon	194	926
Hamlin	863	2,338
Hand	429	1,329
Hanson	582	1,414
Harding	142	665
Hughes	3,615	4,898
Hutchinson	966	2,748

County	Yes	No
Hyde	203	495
Jackson	402	719
Jerauld	264	728
Jones	151	400
Kingsbury	911	1,891
Lake	2,470	3,429
Lawrence	7,215	8,154
Lincoln	16,774	19,583
Lyman	565	875
Marshall	890	1,217
McCook	1,046	2,000
McPherson	334	948
Meade	6,229	8,415
Mellette	327	409
Miner	380	777
Minnehaha	48,055	45,439
Moody	1,327	1,886
Oglala Lakota	2,177	809
Pennington	27,386	28,863
Perkins	382	1,199
Potter	392	895
Roberts	1,714	2,381
Sanborn	398	803
Spink	1,096	2,030
Stanley	678	1,058
Sully	295	611
Todd	1,462	662
Tripp	649	2,014
Turner	1,570	2,980
Union	4,324	4,442
Walworth	807	1,613
Yankton	4,746	6,017
Ziebach	395	387
Total	189,916	237,228

2024 GENERAL ELECTION
Referred Law 21 — Title & Explanation

Title: A Referred Act to Provide New Statutory Requirements for Regulating Linear Transmission Facilities, to Allow Counties to Impose a Surcharge on Certain Pipeline Companies, and to Establish a Landowner Bill of Rights

Attorney General Explanation:

The Act authorizes counties to impose, for any tax year in which the pipeline operator receives a tax credit, a \$1.00 per foot surcharge on carbon dioxide pipelines. Revenue from the surcharge must be distributed as tax relief to each property owner in the county where the pipeline is installed. Any remaining revenue can be allocated at each county's discretion. No other fee may be imposed except property taxes, or fees associated with road agreements.

The Act also imposes certain requirements on carbon dioxide pipelines: pipelines must be installed to a minimum depth; each pipeline operator is responsible for damages to drain tile, and to the surface owner, caused by the pipeline; each operator is also responsible for leaks or failures of the pipeline; and any land agent acting on behalf of the pipeline must be a pipeline employee, State resident, or State licensed real estate agent. The Act also includes requirements that carbon pipeline easements be in writing, and only enforceable for a specified period of time; pipeline operators must initiate business operations within five years of the easement; and each easement is void after five years of nonuse.

Vote "Yes" to allow the Act of the Legislature to become law.

Vote "No" to reject the Act of the Legislature.

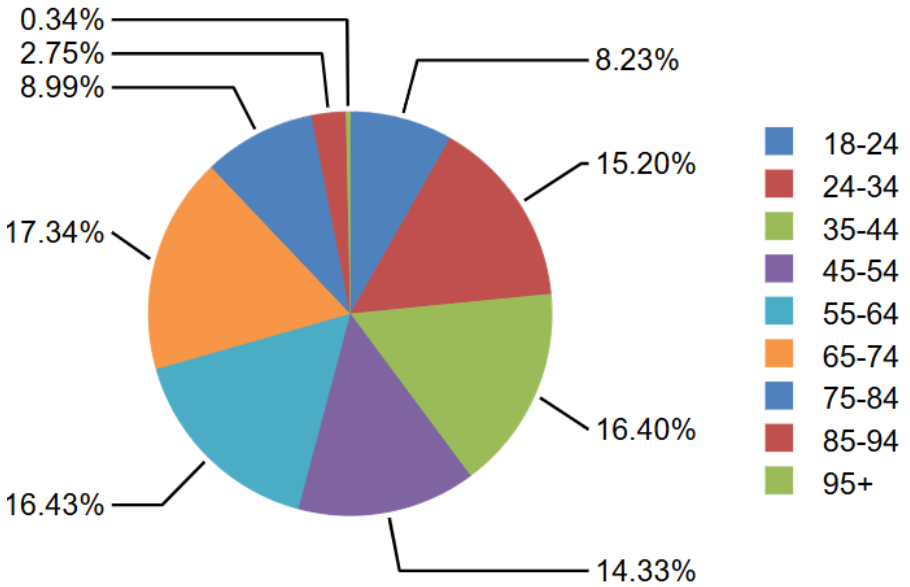
The text of this referred law is two pages long containing one section.

2024 GENERAL ELECTION
Referred Law 21 — Returns

County	Yes	No
Aurora	379	994
Beadle	2,875	3,891
Bennett	365	668
Bon Homme	890	2,028
Brookings	5,846	8,394
Brown	6,127	10,264
Brule	716	1,656
Buffalo	143	301
Butte	1,823	3,058
Campbell	231	578
Charles Mix	948	2,588
Clark	670	1,119
Clay	2,520	2,852
Codington	5,455	7,073
Corson	414	688
Custer	2,414	3,319
Davison	3,309	5,459
Day	1,098	1,675
Deuel	794	1,442
Dewey	671	1,145
Douglas	384	1,223
Edmunds	535	1,469
Fall River	1,709	2,365
Faulk	332	773
Grant	1,431	2,041
Gregory	556	1,654
Haakon	267	834
Hamlin	1,317	1,798
Hand	459	1,272
Hanson	624	1,307
Harding	199	584
Hughes	3,562	4,678
Hutchinson	1,249	2,369

County	Yes	No
Hyde	186	498
Jackson	306	793
Jerauld	315	661
Jones	143	392
Kingsbury	998	1,750
Lake	2,048	3,697
Lawrence	6,246	8,338
Lincoln	13,962	20,541
Lyman	463	935
Marshall	825	1,234
McCook	971	1,973
McPherson	349	925
Meade	5,625	8,402
Mellette	195	535
Miner	339	787
Minnehaha	38,113	50,136
Moody	811	2,341
Oglala Lakota	1,467	1,473
Pennington	24,433	28,535
Perkins	435	1,114
Potter	405	859
Roberts	1,666	2,337
Sanborn	314	880
Spink	1,011	2,077
Stanley	679	997
Sully	225	668
Todd	715	1,368
Tripp	640	1,981
Turner	1,362	3,068
Union	4,440	3,901
Walworth	719	1,659
Yankton	4,702	5,536
Ziebach	262	509
Total	165,682	242,459

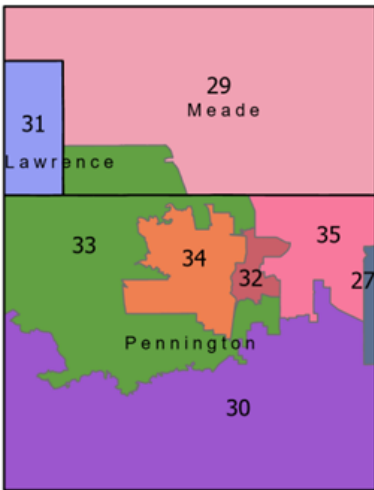
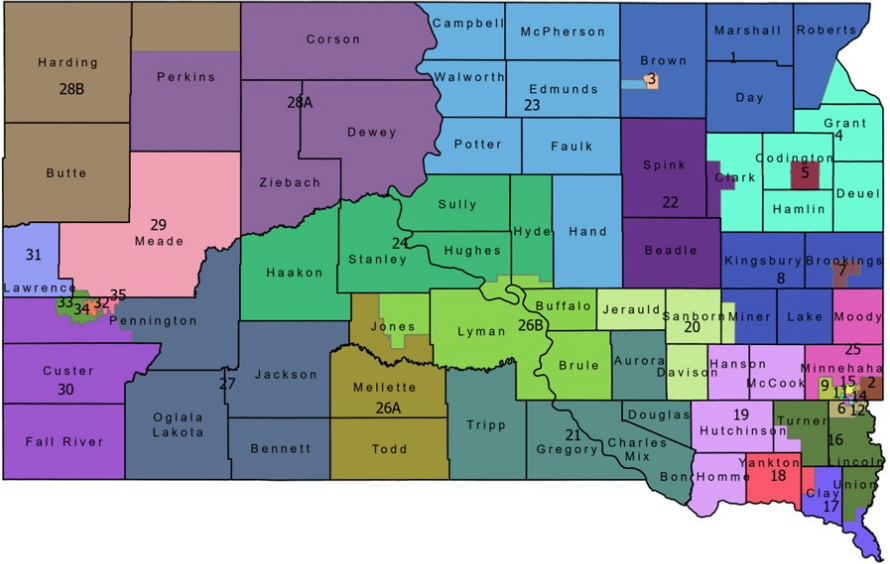
2024 GENERAL ELECTION
Registered Voter Age Breakdown



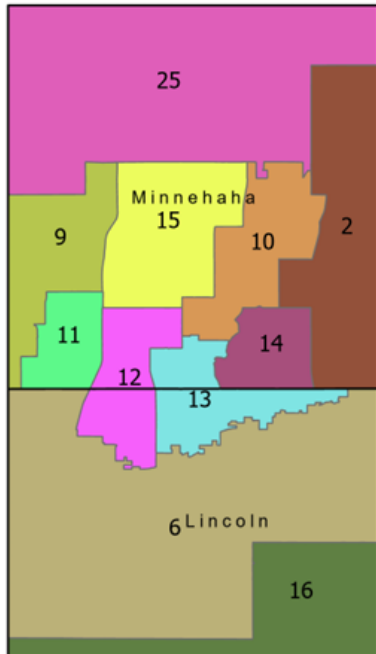
Age Range	Total
18-24	51,424
24-34	95,040
35-44	102,490
45-54	89,573
55-64	102,679
65-74	108,412
75-84	56,166
85-94	17,208
95+	2,110

NOTE: Active voters with a valid DOB

2023 South Dakota Legislative Districts



Rapid City



Sioux Falls

South Dakota Secretary of State's Office printed 200 copies at **\$3.16** per copy.